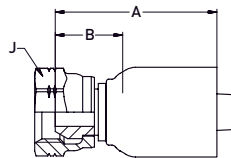


192EH – BSP female swivel (60° cone)

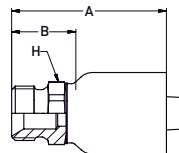


MATERIAL Carbon steel zinc plated

#	⊙				⋈	A	B	J	↗	
	DN	size	mm	inch					MPa	psi
192EH-8-08	12	-08	12.8	1/2	G 1/2	57	22	27	25	3,625
192EH-12-12	20	-12	19.6	3/4	G 3/4	61	22	32	25	3,625
192EH-16-16	25	-16	25.0	1	G 1	55	25	41	25	3,625
192EH-20-20	32	-20	32.0	1 1/4	G 1 1/4	80	32	50	25	3,625

Sewer cleaning

1D9EH – BSP male



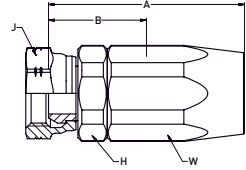
MATERIAL Carbon steel zinc plated

#	⊙				⋈	A	B	H	↗	
	DN	size	mm	inch					MPa	psi
1D9EH-8-08	12	-08	12.8	1/2	G 1/2	64	30	27	25	3,625
1D9EH-12-12	20	-12	19.6	3/4	G 3/4	72	33	32	25	3,625
1D9EH-16-16	25	-16	25.0	1	G 1	72	42	41	25	3,625
1D9EH-20-20	32	-20	32.0	1 1/4	G 1 1/4	93	45	50	25	3,625



292NC – BSP female swivel (60° cone)

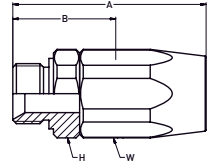
Field attachable fitting

**MATERIAL** Carbon steel zinc plated

#	⊙				⌚	A	B	H	J	W	↗	
	DN	size	mm	inch							mm	psi
292NC-8-08	12	-08	12.8	1/2	G 1/2	77	37	27	27	27	17	2,465
292NC-12-12	20	-12	19.6	3/4	G 3/4	87	39	36	32	36	17	2,465
292NC-16-16	25	-16	25.0	1	G 1	100	50	46	46	46	17	2,465
292NC-20-20	32	-20	32.0	1 1/4	G 1 1/4	113	60	55	55	55	17	2,465

2D9NC – BSP male

Field attachable fitting

**MATERIAL** Carbon steel zinc plated

#	⊙				⌚	A	B	H	W	↗	
	DN	size	mm	inch						mm	psi
2D9NC-8-08	12	-08	12.8	1/2	G 1/2	75	35	27	27	17	2,465
2D9NC-12-12	20	-12	19.6	3/4	G 3/4	86	38	36	36	17	2,465
2D9NC-16-16	25	-16	25.0	1	G 1	100	50	46	46	17	2,465
2D9NC-20-20	32	-20	32.0	1 1/4	G 1 1/4	113	60	55	55	17	2,465

